



# 水冷电抗器

## Water Cooling Reactor

### 产品简述 (Product Profile)

EAGTOP 在水冷电抗器制造方面有非常成熟的技术和工艺，拥有一批经验丰富的专业技术人才，可以根据客户提出的技术要求和参数进行设计，制造各类非标、特种、专用的工频、中、高频设备配套用电抗器，已为众多设备配套厂家建立了长期配套合作关系。适用于工频、中、高频设备(如中频炉)、电化(电解)、变频、牵引、直流输电、电镀、喷涂、电加工、充电、励磁、传动及静电除尘及一般工业用整流电源等行业。

EAGTOP is equipped with very mature technology and a group of experienced and professional technical engineers, which enables us to provide designs according to customers' requirements and manufacture all kinds of reactors such as non-standard, special, specific reactors as well as the ones used in high frequency equipment. We have established long-term cooperative relationships with lots of system integration companies. It is suitable for high frequency equipment (such as intermediate frequency furnace), electrochemical (electrolytic), inverter and converter, traction, DC transmission, electroplating, painting, electric processing, charging, excitation, transmission, electrostatic dust removal and general industrial rectifier power supply, etc.



### 产品特点 (Product Features)

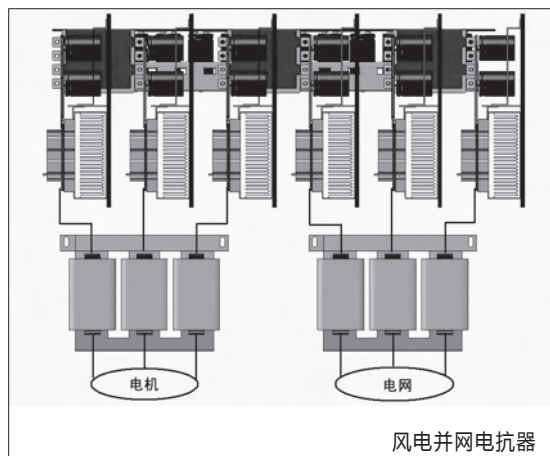
电抗器水路采用水电分离结构，维护方便，安全可靠。

电抗器采用优质的冷轧取向硅钢片，损耗低，体积小，重量轻。

电抗器可以在防护等级要求高，散热条件差的环境下工作，温升低。

电抗器水路工作水压为1-10Bar，水路稳定可靠。

The water circuit and electricity are separated, which makes the reactors safe, reliable and easy to maintain. With the core made of grain-oriented cold rolled silicon steel sheets, the reactors boast low core loss, small size and light weight. Reactors can work with low temperature rise in the environments where strict protection is required and the cooling condition is poor. The working pressure of the reactor water circuit is 1-10 bar, stable and reliable.



### 产品分类 (Product Classification)

#### 1. 水电分离 (板式水冷电抗器) :

水冷散热板安置在板式水冷电抗器线包中,电抗器产生的热量通过散热板导热后由水介质将热量导出,以达到降低温升的目的。电抗器水电分离,无漏电流产生。本公司生产水冷电抗器电流500-1500A,电感量0.01-0.5mH,广泛使用在风力发电,变频器等电力设备中。

##### Plate Water-cooling Reactor

Water-cooling heat sink is put between reactor wire packages to control temperature rise. The water and electricity is separated perfectly to avoid the electric leakage. Our 500-1500A 0.01-0.5mH water-cooling reactors are widely used in electrical units such as wind power generation devices and inverters.

#### 2. 水电一体 (管式水冷电抗器) :

绕组采用空心铜管制造,铜损耗产生的热量通过铜管内的导热介质(纯净水或混合液)将热量导出。导热介质与发热导体之间热接触良好,导热系数高,绕组可承受较大电流。本公司生产水冷电抗器电流1-10KA,电感量0.1-2.0mH,广泛应用在冶炼,感应加热等工业设备上。

##### Tubular Water-cooling Reactor

The winding is made of hollow copper pipe, in which there is heat-conducting medium that derives the heat generated by copper loss. The heat-conducting medium and heating element contact so well that the heat-conductive coefficient is high and the winding can bear larger current. Our 1-10KA 0.1-2.0mH water-cooling reactors are widely used in industrial devices such as induction heating and metallurgy.



## ■ 包装代码对应一览表 (Package Code Table)

序号 No.	代号 Code	D	W	H	D <sub>max</sub>	D <sub>min</sub>	D <sub>max</sub> -D <sub>min</sub>	W <sub>max</sub>	W <sub>min</sub>	W <sub>max</sub> -W <sub>min</sub>	H <sub>max</sub>	H <sub>min</sub>	H <sub>max</sub> -H <sub>min</sub>	包装图 Package Outline
1	A1	220	330	300	110	80	30	200	168	32	168	168	20	
2	A2	220	360	300	110	110	0	240	240	0	240	240	0	
3	B1	220	330	300	130	125	5	168	168	0	168	168	0	
4	B2	220	430	335	138	120	18	300	270	30	270	270	25	
5	C2	220	360	315	155	155	0	240	168	72	168	168	10	
6	C3	255	430	380	165	155	10	320	130	190	130	130	20	
7	D3	300	290	420	210	185	25	200	150	50	150	150	40	
8	D4	290	420	325	200	200	0	310	232	78	232	232	35	
9	D5	310	390	445	220	195	25	280	150	130	150	150	150	
10	D6	285	430	330	195	195	0	320	280	40	280	280	15	
11	D7	285	460	375	195	155	40	350	155	195	155	155	60	
12	D8	285	510	420	195	195	0	400	195	205	195	195	95	
13	E2	340	265	365	250	250	0	175	175	0	175	175	0	
14	E3	340	325	395	250	250	0	235	180	55	180	180	60	
15	E4	325	310	435	235	215	20	220	160	60	160	160	20	
16	F2	345	310	410	255	250	5	220	175	45	175	175	25	
17	F3	340	340	465	250	250	0	250	240	10	240	240	50	
18	G1	390	280	460	300	300	0	190	190	0	190	190	0	
19	G2	390	300	480	300	300	0	210	210	0	210	210	20	
20	G3	390	370	430	300	290	10	280	190	90	190	190	80	
21	G4	390	370	395	300	300	0	280	280	0	280	280	25	
22	G5	380	340	455	290	250	40	250	200	50	200	200	20	
23	G6	340	310	445	250	250	0	220	220	0	220	220	0	
24	H3	410	445	485	320	320	0	355	215	140	215	215	40	
25	H4	410	430	530	320	315	5	340	245	95	245	245	75	
26	H5	410	430	585	320	320	0	340	340	0	340	340	0	
27	I1	415	305	515	325	325	0	215	215	0	215	215	0	
28	I2	450	545	560	360	325	35	455	235	220	235	235	135	
29	I3	450	440	515	360	320	40	350	270	80	270	270	115	
30	I4	450	475	565	360	330	30	385	340	45	340	340	150	
31	I5	420	515	615	330	320	10	425	340	85	340	340	175	
32	J2	485	385	475	395	395	0	295	295	0	295	295	0	
33	J3	485	480	525	395	370	25	390	270	120	270	270	20	
34	J4	485	465	560	395	365	30	375	320	55	320	320	20	
35	K1	510	440	465	420	420	0	350	350	0	350	350	0	
36	K2	515	560	520	425	400	25	470	365	105	365	365	15	
37	K3	510	430	555	420	420	0	340	340	0	340	340	0	
38	K4	490	430	605	400	400	0	340	340	0	340	340	40	
39	K5	520	560	645	430	405	25	470	350	120	350	350	10	
40	L1	570	440	553	480	480	0	350	350	0	350	350	0	
41	L2	570	430	643	480	480	0	340	340	0	340	340	0	
42	L3	610	460	638	520	520	0	370	370	0	370	370	0	
43	L4	575	525	703	485	485	0	435	435	0	435	435	0	
44	L5	545	570	673	455	455	0	480	480	0	480	480	0	
45	L6	590	600	738	500	340	160	510	340	170	340	340	115	
46	M2	640	470	703	550	550	0	380	340	40	340	340	0	
47	M3	635	555	713	545	545	0	465	465	0	465	465	0	
48	N2	680	605	773	590	550	40	515	420	95	420	420	45	
49	N3	640	620	823	550	550	0	530	530	0	530	530	25	
50	N4	690	620	883	600	600	0	530	530	0	530	530	0	